35mm

BUILDING FILE

Code No. 521 / 1173

Subject Two Units.

Permit No

Date 13-12-83.

No. Sheets 3

Document Set ID: 1041737
Version: 1, Version Date: 05/10/2010

IF IN DOUBT — ASK

Check All Dimensions On Site

AMENDMENT

8.29.83

-6 MAR 1984

521/1175

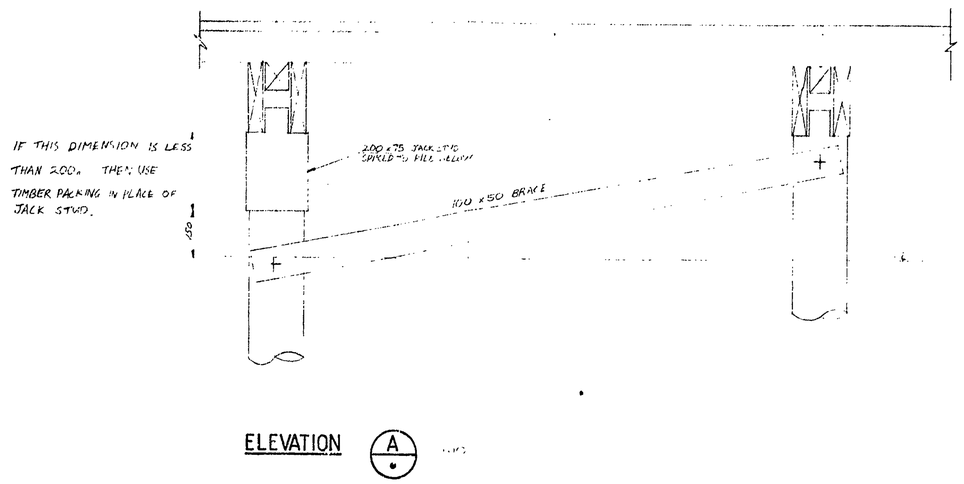

ELEVATION (A)

175 S.E.D TIMBER PILE DRIVEN TO REQUIRED SET (SEE NOTES)



PILING PLAN

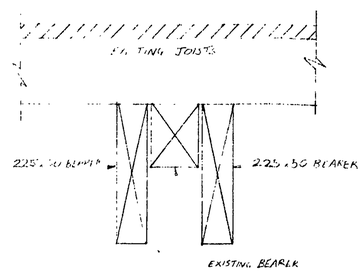

SECTION (B) 1:5

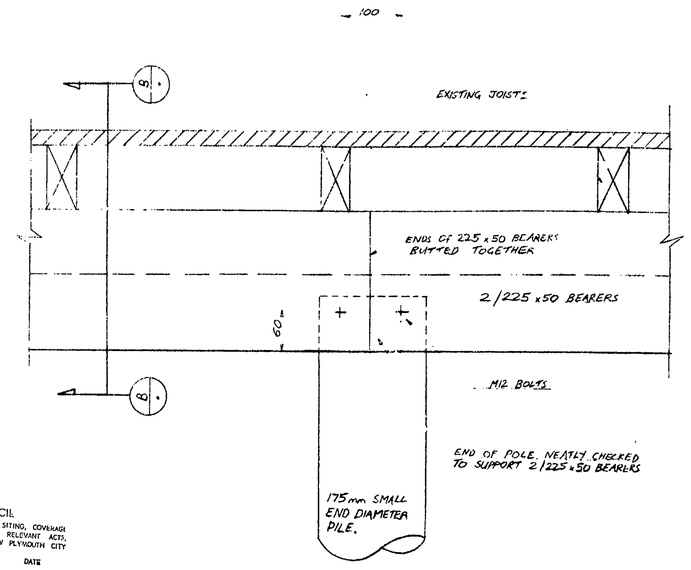

PILE HEAD ELEVATION 1:5

NEW PLYMOUTH CITY COUNCIL

PLANS AND SPECIFICATIONS APPROVED FOR TYPE, USE, SITING, COVERAGE AND CONSTRUCTION, AS IN ACCORDANCE WITH ALL RELEVANT ACTS, REGULATIONS AND BY-LAWS ADMINISTERED BY THE NEW PLYMOUTH CITY COUNCIL.

		DATE
TOWN PLANNING		
PUBLIC HEALTH		
BUILDING		8·3·84
ENGINEER		

THESE PLANS AND SPECIFICATIONS ARE THE PROPERTY OF THE NEW PLYMOUTH CITY COUNCIL AND MUST BE KEPT ON SITE.

NOTES:

(1) THIS DRAWING TO BE READ TOGETHER WITH DRAWINGS 2397-S2-1 & -2 BY DESIGN LINE DRAFTING.

(2) BEARERS TO BE NO.1 FRAMING GRADE OR EQUIVALENT.

(3) PILES TO BE RADIATA PINE TREATED TO H5 SPECIFICATION AND CONFORMING TO NZS 3605.

(4) PILES ARE TO BE DRIVEN INTO UNDERLYING NATURAL GROUND UNTIL ADEQUATE DRIVING RESISTANCE IS OBTAINED AS DETERMINED IN ACCORDANCE WITH APPENDIX A OF NZS 4205 P. PILES ARE TO EXTEND AT LEAST 2 METRES BELOW GROUND ADJACENT TO THE GARAGE AND AT LEAST 3 METRES BELOW GROUND AT THE EASTERN END OF THE BUILDING.

(5) FOR A 230kg HAMMER WITH A 2.0 METRE DROP THE SET PER BLOW IS TO BE 60mm OR LESS. ALL PILES ARE TO BE MARKED TO SHOW THE SETS OBTAINED OVER THE FINAL 300mm OF DRIVING.

(6) TREAT TRIMMED ENDS OF PILES WITH COPPER NAPHENATE (METALEX) OR PENTA CHLOROPHENOL (ENSELE).

No.	Revisions	Appd.	Date

Scales 1:50, 1:10, 1:5.	
Designed C.L.B	Surveyed
Drawn C.P	F.B. L.B.
Traced	Date MARCH 1983
Checked	Printed -6 MAR 1984
Approved	

SCOTT, HOLLAND AND PARTNERS
CONSULTING CIVIL AND STRUCTURAL ENGINEERS
NEW PLYMOUTH and also Taumarunui NEW ZEALAND
PO BOX 667 TELEPHONE — (067) 86174

STILL CONSTRUCTION LTD
FLATS 117J SEAVIEW ROAD

FOUNDATIONS FOR UNIT B

Dwg. No. 4398-01

Revision

© COPYRIGHT
SCOTT, HOLLAND AND PARTNERS

521/1175 -8 AUG 1983 8 29

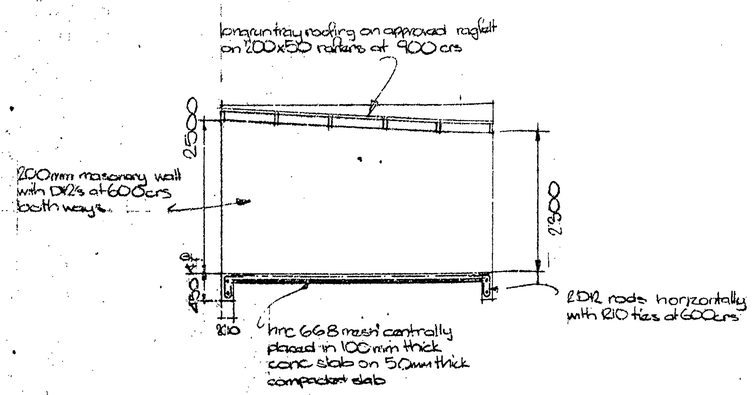

SECTION A-A SCALE 1:50

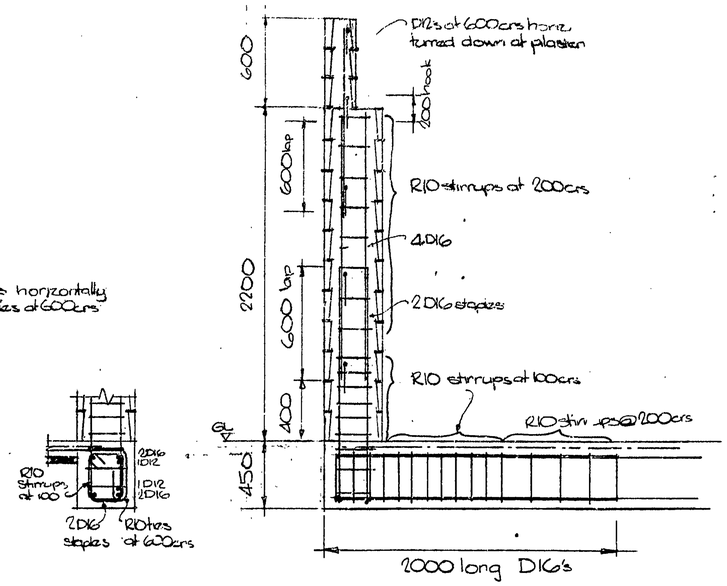

PILASTER AND GROUND BEAM DETAIL SCALE 1:20

NEW PLYMOUTH CITY COUNCIL
PLANS AND SPECIFICATIONS APPROVED FOR TYPE, USE, SITING, COVERAGE AND CONSTRUCTION AS IN ACCORDANCE WITH ALL RELEVANT ACTS, REGULATIONS AND BY-LAWS ADMINISTERED BY THE NEW PLYMOUTH CITY COUNCIL.

		DATE
TOWN PLANNING		19/11/83
PUBLIC HEALTH		30/11/83
BUILDING		
ENGINEER		

PLANS AND SPECIFICATIONS ARE THE PROPERTY OF THE NEW PLYMOUTH CITY COUNCIL AND MUST BE ON SITE.

VETTING TO BE COMPLETED BY 1 Dec 1983

VETTING TO BE COMPLETED BY

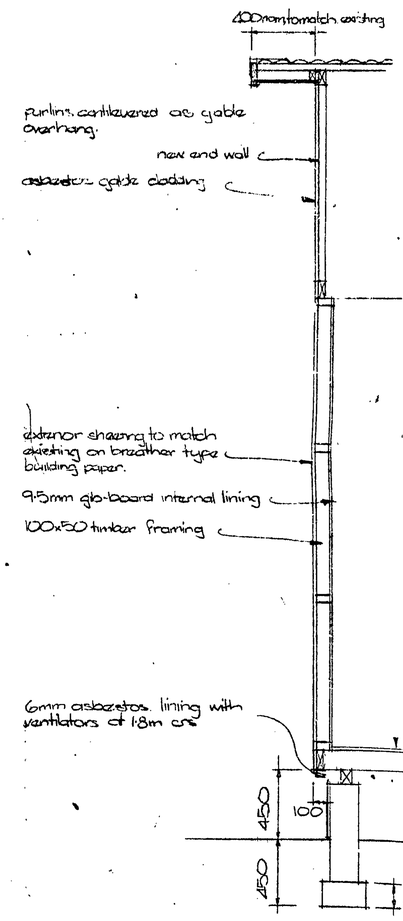

SECTION B-B SCALE 1:20

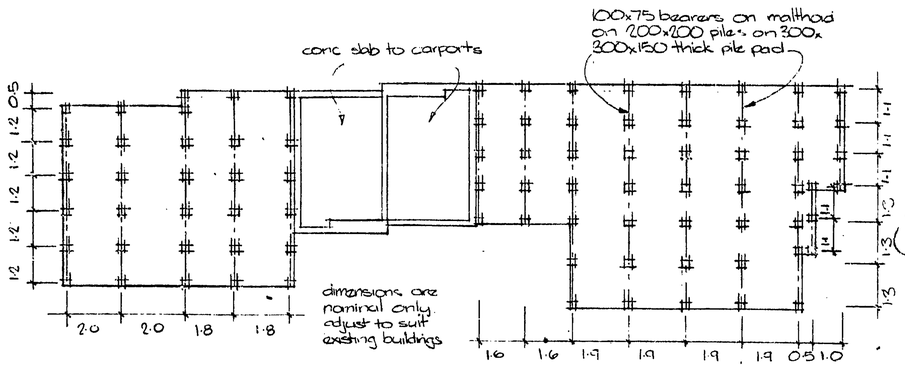

PILE LAYOUT 1:100

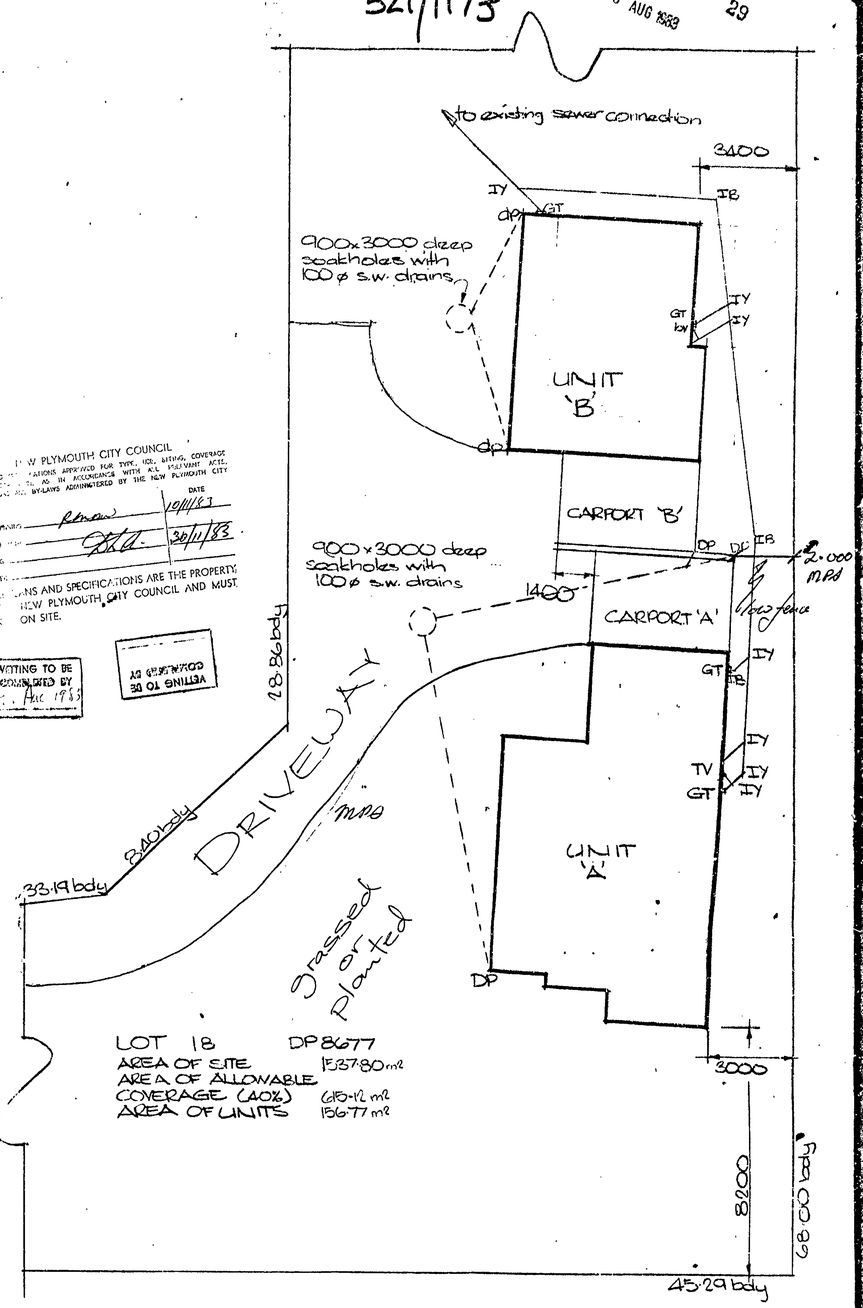

SITE PLAN SCALE 1:100

NOTES
1) all construction to comply with NZS 3604
2) all concrete to comply with NZS 3109
3) builder to check all dimensions on site before construction or fabrication of any part of this structure, builder to allow for fitting into existing building. ERICLE will not take responsibility of this structure using [illegible]

PROJECT: PROPOSED UNITS AT SEAVIEW ROAD NEW PLYMOUTH	SCALES: 1:100 1:50 1:20 1:20	SHEET CONTENTS: SITE PLAN, SECTION A-A, SECTION B-B, DETAIL.	ISSUE / REVISION / DATE	DESIGNED	Design Line Draughting Limited. TARANAKI BRANCH P.O. BOX 212 PH. 85-812 N.P.	DESIGN No 233-32
CLIENT: STILL CONSTRUCTION				DRAWN		DRAWING No 2 / No IN SET 2
				CHECKED		
				DATE 18-7-83		

521/1175 8 29

"8 AUG 1983"

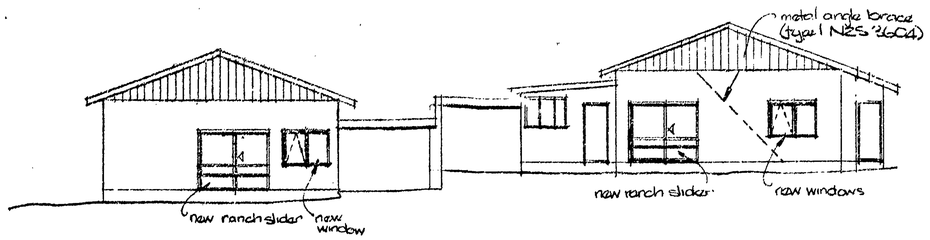

ELEVATION ONE SCALE 1:100

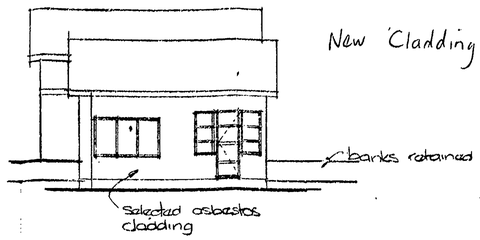

ELEVATION TWO SCALE 1:100

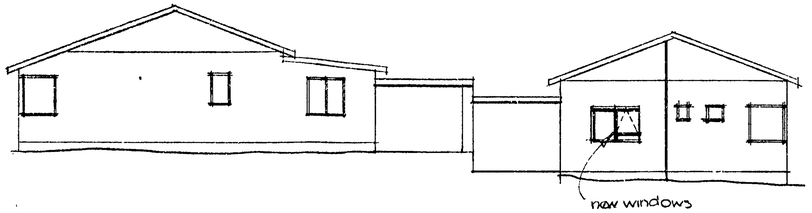

ELEVATION THREE SCALE 1:100

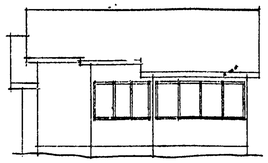

ELEVATION FOUR SCALE 1:100

NEW PLYMOUTH CITY COUNCIL

PLANS AND SPECIFICATIONS APPROVED FOR TYPE, USE, SITING, COVERAGE AND CONSTRUCTION, AS IN ACCORDANCE WITH ALL RELEVANT ACTS, REGULATIONS AND BY-LAWS ADMINISTERED BY THE NEW PLYMOUTH CITY COUNCIL.

DATE

TOWN PLANNING

PUBLIC HEALTH

BUILDING

ENGINEER

THESE PLANS AND SPECIFICATIONS ARE THE PROPERTY OF THE NEW PLYMOUTH CITY COUNCIL AND MUST BE KEPT ON SITE.

Notes:
Insulation complying with NZS 4218P to be installed where walls are opened & in all ceiling spaces.
Decayed & severly insect infested timber to be removed.
All other existing framing to be treated by an approve "Borer Cure" Treatment.

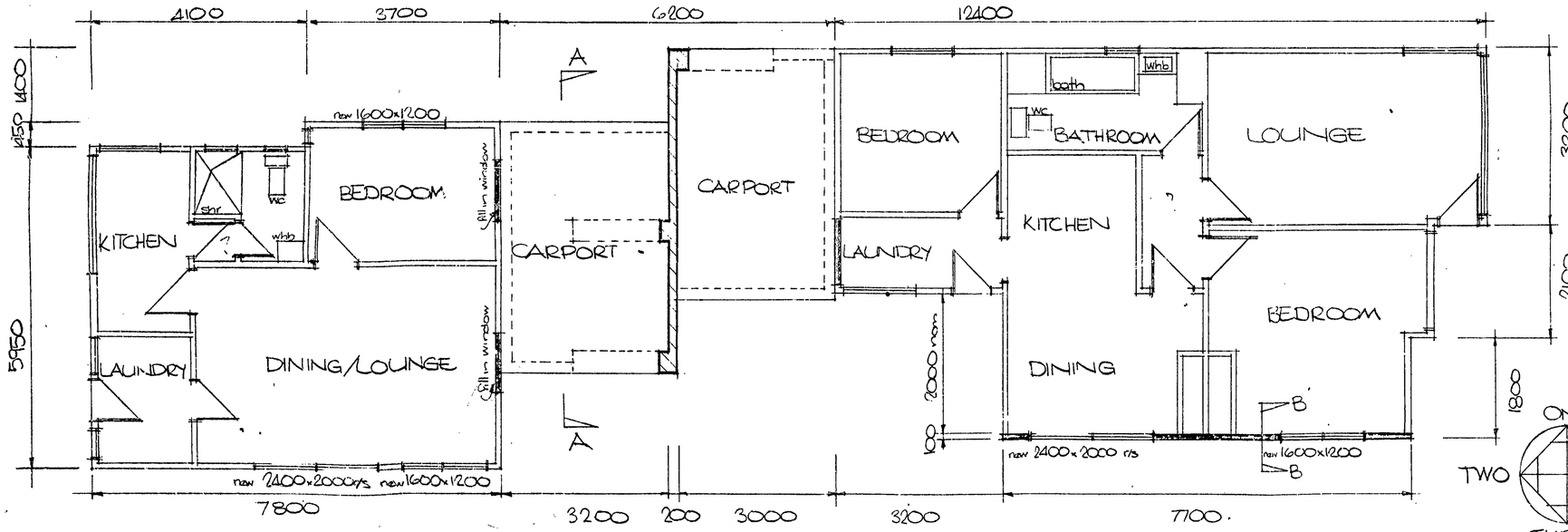

FLOOR PLAN SCALE 1:50

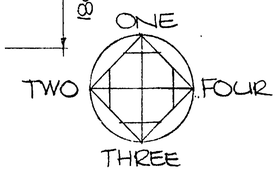

ELEVATIONS

PROJECT: PROPOSED UNITS AT SEAVIEW ROAD NEW PLYMOUTH	SCALES: 1:50 1:100	SHEET CONTENTS: FLOOR PLAN ELEVATIONS	ISSUE / REVISION / DATE	DESIGNED / DRAWN / CHECKED / DATE 16-3-83	Design Line Draughting Limited. TARANAKI BRANCH P.O. BOX 212 PH. 85-812 N.P.	DESIGN NO 2323-32
CLIENT: STILL CONSTRUCTION						DRAWING NO 1 / NO IN SET 2